

NIK Tennis

[NIK Tennis \(http://ts.nik.space/tsboard\)](http://ts.nik.space/tsboard) is a scoring app for tennis built for iPad (and is also compatible with iPhones and M-series MacBooks). It is a popular way to link with scoreboards at venues, and also provides a play-by-play feed to the web and provides a great variety of rule sets.

[View game rules available \(http://ts.nik.space/rules\)](http://ts.nik.space/rules).



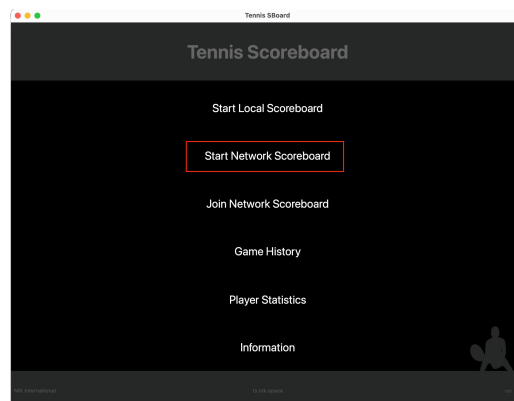
If you're looking for a level of sophistication beyond very simple scoring provided by MAS then NIK Tennis is worth exploring.

Setup

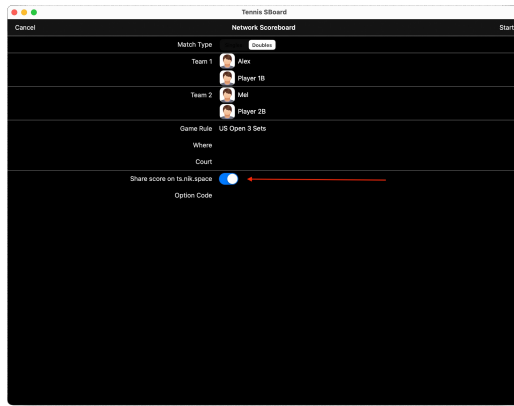
On the scorer's device (iOS), you will need to download the NIK Tennis application:

- [For iPad/iPhone \(https://apps.apple.com/au/app/tennis-scoreboard/id497149519\)](https://apps.apple.com/au/app/tennis-scoreboard/id497149519) (Note: this will also work on a modern MacBook).

On the NIK Tennis scoring application, create a new match by:



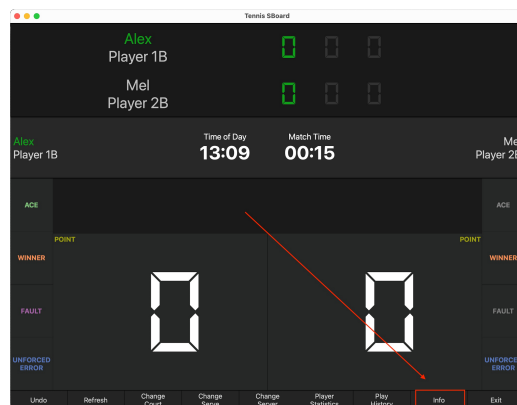
- Selecting "Start Network Scoreboard" from the dashboard (and make sure your device has an internet connection)



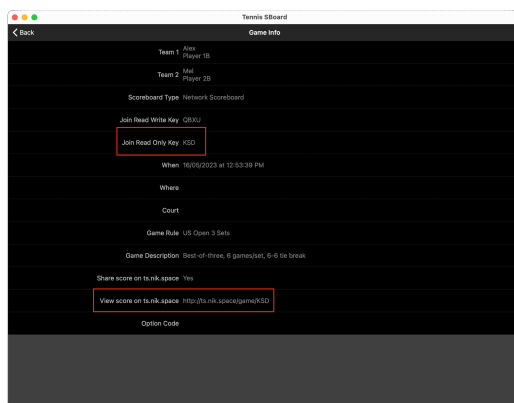
- Add in your match participants and pick the applicable rule-set. Note, the participant's names will end up on the overlay.
- Ensure Share score on ts.nik.space (the NIK website) is set to On, the match will not be visible to MAS if this is not selected.
- Press Start in the top right hand corner when you are ready to begin. Note, you cannot link with MAS until this is done.

Linking with an NIK Tennis match

Once you [begin your match on NIK Tennis](#), navigate to the Info tab:



And take note of the Join Read Only Key which should be three random characters long. In this example KSD.



You should also take note of the row View score on ts.nik.space, it should have a URL taking the form http://ts.mik.space/game/{game_id} - tapping on this row should open the match on the NIK website. If this is working, MAS will be able to see your match.

Finding on NIK Tennis website

You can find [live games on NIK Tennis here \(http://ts.nik.space/games\)](http://ts.nik.space/games).

Timezone : Australia/Sydney
Login Sign up

Tennis Scoreboard iOS App

Home Tennis Scoreboard News Games Tournaments Game Rules Contact Us

Games

Started	Score board	Last Action	Court															
5/16/23 8:53 AM	<table border="1"> <thead> <tr> <th>Player</th> <th>Set 1</th> <th>Set 2</th> <th>Set 3</th> <th>Score</th> </tr> </thead> <tbody> <tr> <td>Alex Player 1B</td> <td></td> <td></td> <td></td> <td></td> </tr> <tr> <td>Mel Player 2B</td> <td></td> <td></td> <td></td> <td></td> </tr> </tbody> </table>	Player	Set 1	Set 2	Set 3	Score	Alex Player 1B					Mel Player 2B					5/16/23 8:53 AM	
Player	Set 1	Set 2	Set 3	Score														
Alex Player 1B																		
Mel Player 2B																		

MAS will provide a simple search facility too, so you can skip this step, but it is generally recommended to confirm that the match is visible on NIK Tennis' website before proceeding.

Not Secure | http://ts.nik.space/game/KSD

Timezone : Australia/Sydney
Login Sign up

Tennis Scoreboard iOS App

Home Tennis Scoreboard News Games Tournaments Game Rules Contact Us

Game Scoreboard

Player	Set 1	Set 2	Set 3	Score
Alex Player 1B				
Mel Player 2B				

Play History

Game

Started	5/16/23 8:53 AM
Last Action	5/16/23 8:53 AM
Where	
Court No.	
Game Rule	US Open 3 Sets
Team/Player 1	Alex Player 1B
Team/Player 2	Mel Player 2B
Access Key	KSD

You can copy and paste the full URL to your match, or find the Access Key (in the above example this is the number sequence/part after "/game/" (or "Access Key in the Game table` (i.e. ["KSD"](http://ts.nik.space/game/KSD) (<http://ts.nik.space/game/KSD>))).

It is handy to just have this to hand if there are many games on at the same time, or you are not scoring on the same device you are streaming off of.

This information is also available on the scorer's device in the "Match info" screen under "Join Read Only Key". This relies on the scorer having already started the match on their device.

Starting on MAS

On the MAS scoring application, setup for a NIK Tennis match by:

- [Selecting "Tennis" from the sport selector \(/scoring/create-match/sport\)](/scoring/create-match/sport)
- [Confirming your video destinations \(/scoring/create-match/outputs\)](/scoring/create-match/outputs)



Where Are You Scoring This Game?

Are you going to score this game on My Action Sport or one of our supported third-party apps?

Sport > Outputs > Scoring

 My Action Sport >

 NIK Tennis >

- [Select "NIK Tennis" as your scoring provider/keyboard \(/scoring/create-match/vendor\)](/scoring/create-match/vendor)



Select An Overlay

Sport > Outputs > Scoring > Keyboard > Overlay > Details > Location > Sources > Confirm

Video with no graphics

No overlay >

Currently selected

Tennis default >


- [Pick your preferred scoring overlay \(/scoring/create-match/overlay\)](/scoring/create-match/overlay) (read more about the [options available below](#))



Sport > Outputs > Scoring > Keyboard > Overlay > Details > Location > Sources > Confirm

Link Match

Enter your NIK Tennis 3-letter Game Code to link the scoring data with your video



NIK Scoring Game Code or URL

How do I find this?

Alex(Player 1b vs. Mel(Player 2b

Alex(Player 1b vs. Mel(Player 2b

May 19th

Manually search for a match

- Paste the [link/3-letter-code from NIK](#) directly, or:



Sport > Outputs > Scoring > Keyboard > Overlay > Details > Location > Sources > Confirm

Search Match

Filter across the live or upcoming games on NIK Tennis

- Alex(Player 1b vs. Mel(Player 2b
- Felix LÖvgren vs. Anton Harling
- Kalle(Leon vs. Opponent12
- Player 1 vs. Player 2
- Daniel Domínguez vs. David Tatam
- Mckenzie Shelton vs. Sara Abouzeid

- Use the "Manually search for a match" facility to lookup your match.
- Select your match in either screen to continue.
- [Add your video sources \(/scoring/create-match/sources/mas\)](/scoring/create-match/sources/mas)
- [In the confirmation screen \(/scoring/create-match/confirmation\)](/scoring/create-match/confirmation) there should be a row marked "NIK Tennis ID".

<p>NIK Tennis ID</p>	<p>KSD</p> <p>View on NIK Tennis </p>
-----------------------------	---

You can click on this ID to link through to the NIK Tennis match - worth double checking that this is indeed the match to link with!

Click "Start Game" when ready.

Troubleshooting

If your match is not showing up, please ensure your match/fixture is [publicly visible on NIK Tennis \(http://ts.nik.space/games\)](http://ts.nik.space/games). You **must start the game as a "Network Scoreboard"**.


Your scorer may need to turn on Share score on ts.nik.space (make sure it reads Yes) in the match info screen - or check their internet connection is still strong and online.

You will need to wait until the scorer starts match on their iOS/MacBook before it is visible on MAS.

The overlay will not draw until the first scoring event is received from NIK Tennis.

Overlays

MAS provides a simple overlay for NIK Tennis for you to use and customise.



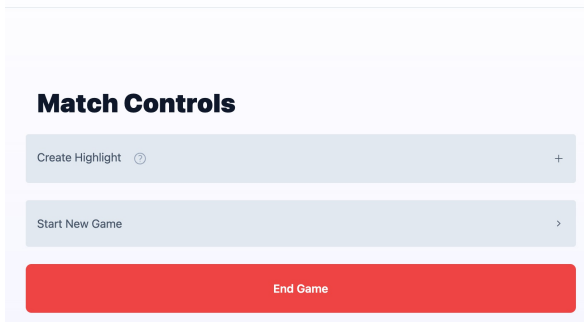
You can add in extensions like your team's/sponsor logo(s).

Match Screen Keyboard

Once your MAS stream is underway, there are limited controls for the overlay.

NIK Tennis Match

Score normally on the NIK scoring app and data from there will be used to create overlays and highlights. Keep track of any specific video functions, or create a new match with the same settings, here.



Every scoring event will be captured as a highlight and scores/other match events will flow through from the NIK Tennis scorer - you can more or less leave the MAS instance alone.

If there is something that isn't associated with a scoring event (e.g. something to review for disciplinary reasons), you can hit Create Highlight to create a dangling highlight for you to review later.

If you're playing in a tournament, you can use "Start New Game" to quickly launch into the next match without having to repeat the normal setup flow.

You can view your highlights back on the Platform at any time.