

Confirm and Start

This is the last step before going live, please double check your values!

The confirmation screen will allow you to quickly glance at any of the previously set values (and make quick changes). If you're happy with how everything looks, proceed to [start](#). Note first that you can [edit the video title](#) here *before* you start.

Video Details

Set Video Title

Unpublished Start

Play Back 10.0.0.0

Details

Sport: Basketball

Betting Provider: My Action Sport

Video Description: My Action Sport Match Preview

Overlay: Basketball default

Location: N/A

Video Name: Andrew & Antonella DMS

Away Team: John Terry FC

Home Team: Quincy

Pinned Length: Unpin

A/V Settings

Camera: Set Action 2

Audio: Set Action 2

Advanced Settings

Video Overlay: Set

Encoder Region: Default

Start Video

Video Title

The confirmation screen will allow you to set the title for your video. This is the initial value as it will appear on [Watch \(/watch\)](#), as well as the value sent by MAS to third parties (i.e. YouTube and Facebook).

Pricemaker Ltd (PL) vs. Playmaker Labs Ltd (PLL) at Pricemake...

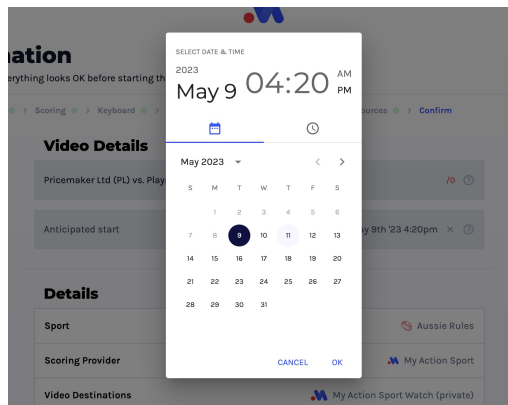
/0 ?

The maximum value is 64 (latin) characters long. This **cannot** be empty.

A default value will be provided, usually `Home Team vs. Away Team at Home Team` (or a variation in non-team based sports). You can later change the value back on the [platform](#). Note that changing the video title once the game has started **will not propagate to third parties**, this is the best time to get it the way you want, but is not the be-all and end-all.

Start Date

The start date provides a hint to the viewers as to when a game is expected to actually go live. On some overlays, this will display back to your viewers if you start the video sufficiently ahead of when you actually expect a match to begin.



The value is informational only, the stream will go live as soon as you press Start Game - and the rules about attaching a video stream within the first 10 minutes still apply.

Configuration

You can make last minute adjustments to certain values (sport/provider specific) without having to return to those previous screens.

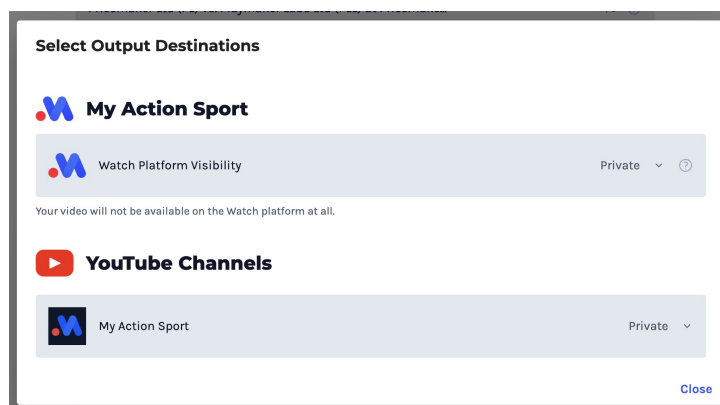
If a value is not editable, you will need to use the breadcrumbs to navigate back to that specific step - this should only relate to participant information and match location.

Video Destinations

You can change this once a match begins.

You can quickly toggle your video outputs by selecting the Configure button on the Video Destinations row. If you didn't manually set this in the setup flow, the default rules apply:

- [Watch \(/watch\)](#) is set to public (anyone can view it), and;
- The first available YouTube channel is set to public, and;
- The first available Facebook page is selected.



Open the dialog to toggle/modify any of these decisions. See the [documentation \(/scoring/create-match/outputs\)](#) for more details on what each value means.

Overlay

You CANNOT change this once a match begins.

You can modify the selected overlay from the available [pre-configured overlays](#) if you mean to pick a different one.

Overlay	CricHQ - Fun ▲
Location	None Select this to stream without an overlay
cricHQ ID	Custom overlays My Cool Overlay
Teams	Default overlays CricHQ - Fun
Ground	CricHQ - Professional

If you didn't manually set this in the setup flow, the system will select a default if:


- There is only one custom overlay to pick, or;
- There is only one non-empty overlay to pick.

Pick a different option from the dropdown if your preferred option. See the [documentation \(/scoring/create-match/overlay\)](#) for more details on how this works.

Match Details

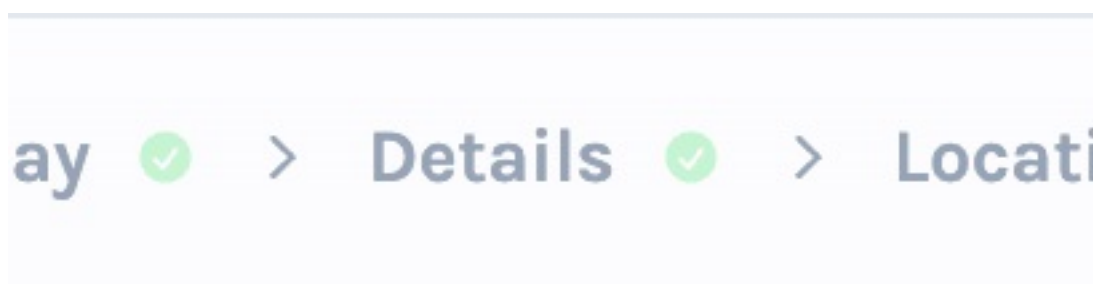
You generally CANNOT change this once a match begins.

Please double check the match details - overlays are heavily dependent on these values being accurate ahead of time and will typically be very messy if you try and change them after the fact.

cricHQ ID	1297381 View on cricHQ 
Teams	Charoi C C Charoi C C Deccan Deccan C C
Ground	N/A
Draw	Bolton Deane and Derby T20 Competition
Organisation	Bolton Deane and Derby Cricket Club

Some third parties may present a link that opens up in another application/tab to show you what it is linking to. It is worth clicking on this to make doubly sure this is what you meant to do.

When scoring using simpler interfaces (i.e. MAS keyboards), you will just need to make sure the participants look right.



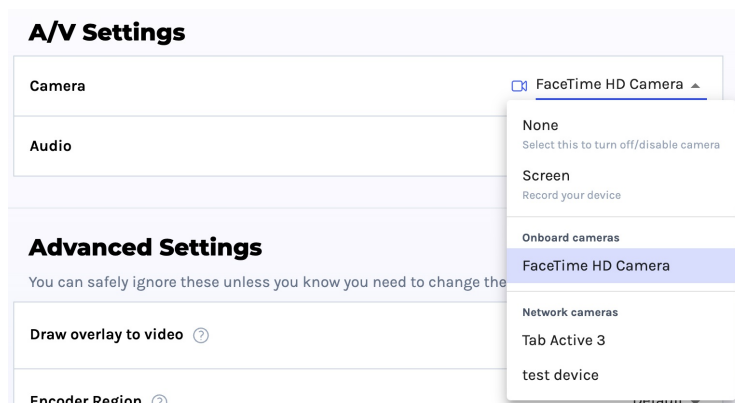
You will need to navigate back to the [details screen \(/scoring/create-match/details\)](/scoring/create-match/details) using the breadcrumbs at the top of the page if you would like to make adjustments.

Camera & Audio

You can change this once a match begins.



Users of third party video tools can ignore this.

The name of your selected A/V sources will be displayed back in the dropdown options for each of the inputs - please double check your selection or quickly interface with available hardware from their respective dropdowns.



Muted/unselected/"none" options will be displayed back in a red/warning/error colour. It is not actually an error to start the game without A/V sources attached, but you must attach *some video source* within **10 minutes of starting**.

A/V Settings

Camera	 None ▼
Audio	 None ▼

You can start this game without video, but you will need to connect a camera from this, or another, device to keep the stream alive.

You can edit this at anytime during a match in the [match screen dialog](#) or you can see the [documentation on A/V sources](/scoring/create-match/sources) for more details on connecting hardware.

Advanced Settings

You CANNOT change these once a match begins.

You can safely leave/ignore these as default unless you know what you're doing.

You can configure [advanced settings \(/scoring/create-match/sources/advanced-settings\)](/scoring/create-match/sources/advanced-settings) which is mostly relevant if you are intending to use third party software to help with the video production

Advanced Settings

You can safely ignore these unless you know you need to change them.

Draw overlay to video ?

Yes ▼

Encoder Region ?

Default ▼

Take note of the Encoder Region if you are having difficulty streaming consistently - picking a server physically closer to you may help improve your experience.

Start

When you're ready, click Start Game to boot the match server and start your livestream. Your app will update immediately to take you to the match screen and - if this device will stream its video - begin the stream.

While you can start scoring immediately, it can take **up to two minutes** for the system to be fully ready and your stream to appear on the public viewing platforms so please bear this in mind when you are looking to start, these early events are not recorded by MAS (you can, of course, record locally if needed).

Troubleshooting

By default, the system will try its hardest to start the match - even if some values are atypical - rather than bombarding with warnings and errors. The theory is that this should allow you to just get up and online and to fix any optional/hot-swappable things in the match screen, rather than blocking at this crucial step.

Problems starting a match may be symptomatic of a wider system failure, so please contact MAS directly if you are struggling to get going, or check the following steps for known issues you can check for.

Device Offline

Do double check that you can get a reliable internet feed, if you're intending to stream off this device this is doubly important.

YouTube

If the connection to your YouTube channel fails on the server, for whatever reason, the match should still start but you will receive an error/warning about it failing to connect.

In the [match settings dialog](#) try reconnecting your YouTube channel.

Billing

The server will block on a failed billing attempt. You should check to see if someone is already streaming on your account by going back to the top [dashboard] (/scoring/dashboard) and seeing if there are any matches started. Don't worry, all these values will be saved as a draft so you can jump back quickly if not.

You can purchase upgrades for multiple streaming licences if this is a regular problem (you will need to be an account admin to authorise this).

If the Start Game button is still complaining of a billing issue, and you are certain your account is in good standing, please reach out to us.